




Hunter's Creek MS

Media Center Collection Development Plan
2023-24



Joumana Moukaddam
Principal

Kellee Moye
Certified Educational Media Specialist

Table of Contents

Table of Contents	2
Executive Summary	3
District Strategic Plan 2025	3
School Collection Development Plan	3
School Assessment Analysis	4
Collection Analysis	5
Collection Analysis by Category	6
Notes	6
Representation Analysis	7
Results	7
Strategic Focus	8
Budget and Purchasing Plan	9
Annual Budget 2023-2024	9
Purchasing Plan 2023-2024	9
Year-to-Year Collection Change	10

Executive Summary

District Strategic Plan 2025

Orange County Public Schools is the eighth-largest school district in the United States and the fourth largest in Florida. The district serves more than 206,000 students at 202 schools and is one of the largest employers in Central Florida with more than 25,000 team members.

Vision: To ensure every student has a promising and successful future.

Mission: With the support of families and the community, we create enriching and diverse pathways to lead our students to success.

School Collection Development Plan

Hunter's Creek MS serves 1,117 students enrolled in grades sixth through eighth. The student population's ethnicity is made up of 68% Hispanic and 32% Non-Hispanic students. Additionally, we serve a diverse population made up of 81% White, 8% Black, 7% Asian, 1% Pacific, and 2% Multicultural students.

The administration includes Principal Joumana Moukaddam, Assistant Principal of Instruction Jane Mabra, and Assistant Principal Debra Vereen. Hunter's Creek MS is proud to offer the many special programs which provide students with opportunities. These include a two-way dual language program; a thriving arts program; Latinos in Action; Advanced Academics; high school level math, science, and Spanish classes; Eagle Eye News; and extracurriculars including Future Problem Solvers, Chess Club, Student Government Association, National Junior Honor Society, Kindness Club, Battle of the Books, Gender & Sexuality Alliance, & athletic teams including soccer, basketball, volleyball, & track.

A thorough analysis of the current media center collection at Hunter's Creek MS indicates that the average age of the collection is 2014 and the number of books per student is 7. The [American Association for School Libraries](#) has established a criteria for highly effective media centers that includes a ratio of 15-20 books available per student in the collection. At this time, Hunter's Creek MS does not meet the recommended standards for the number of books per student. In addition to the physical media center collection, the district provides almost 5,000 eBooks, audiobooks and digital magazines.

The analysis of the collection also revealed the following areas of strengths and concerns:

- HCMS's average age is newer than OCPS average age (2008).
- Hispanic/Latinx students are 68% of the school's population; however, only 3% of our collection represents this identity.
- Many of our students read in their native language as well as emerging second language readers. This is a need in our collection because currently only 3.5% of our collection is books in world languages.

School Assessment Analysis

The school assessment analysis provides an overview of the school's assessment data for the previous two school years.

Proficiency Data							
Assessment	2021-22	Assessment	2022-23	Assessment	2021-22	Assessment	2022-23
<i>FSA ELA Grade 6</i>	60%	<i>FAST ELA Proficiency Grade 6</i>	47%	<i>FSA Math Grade 6</i>	54%	<i>FAST Math Proficiency Grade 6</i>	72%
<i>FSA ELA Grade 7</i>	51%	<i>FAST ELA Proficiency Grade 7</i>	53%	<i>FSA Math Grade 7</i>	65%	<i>FAST Math Proficiency Grade 7</i>	41%
<i>FSA ELA Grade 8</i>	54%	<i>FAST ELA Proficiency Grade 8</i>	54%	<i>FSA Math Grade 8</i>	69%	<i>FAST Math Proficiency Grade 8</i>	76%
<i>Civics EOC</i>	70%	<i>Civics EOC</i>	63%	<i>FSA Algebra 1 EOC</i>	98%	<i>BEST Algebra 1 EOC</i>	95%
<i>NGSSS Sci 8 EOC</i>	54%	<i>NGSSS Sci 8 EOC</i>	57%	<i>FSA Geometry EOC</i>	100%	<i>BEST Geometry EOC</i>	98%

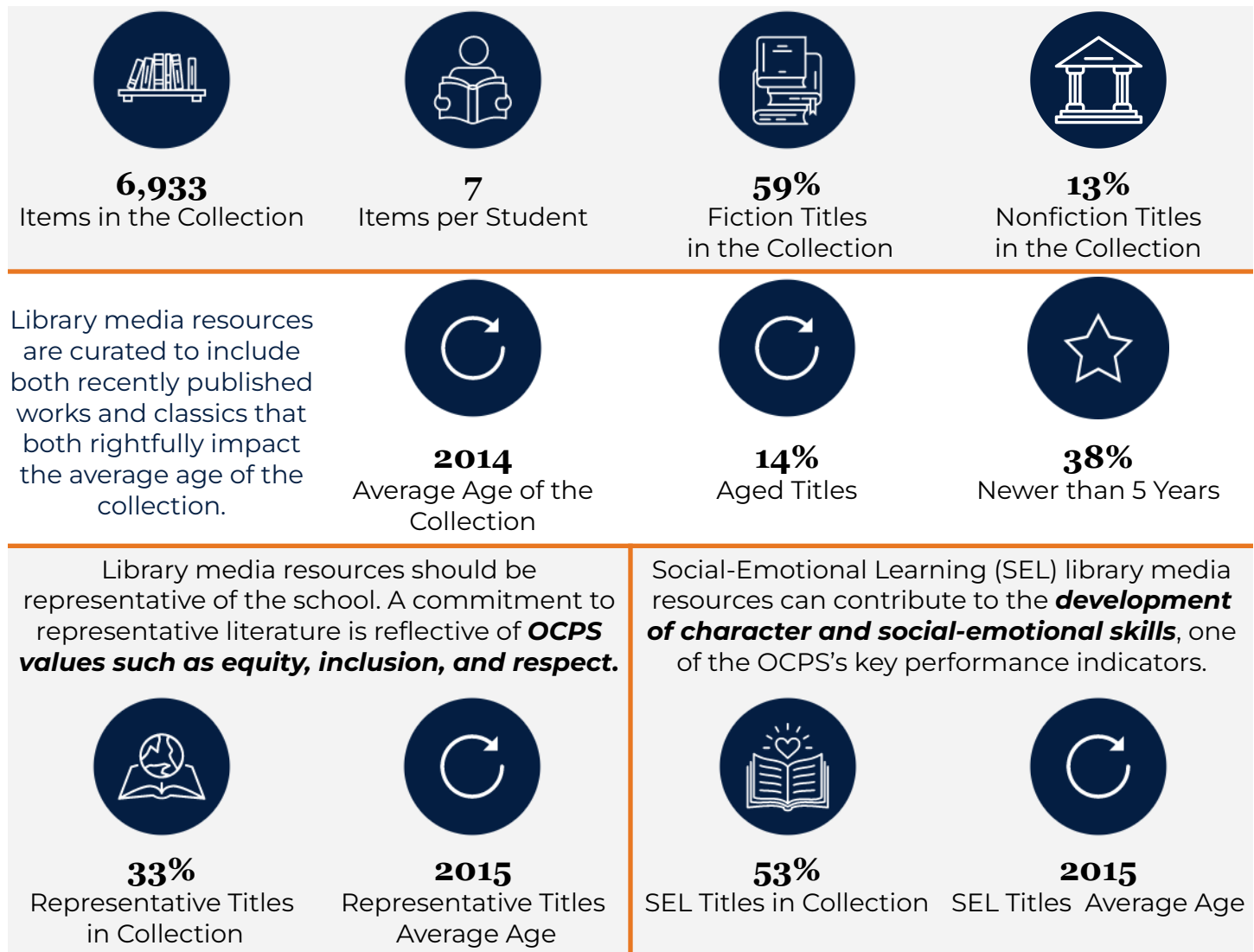
Comparison between 2021-22 and 2022-23 Testing Data

(adapted from <https://www.fldoe.org/accountability/assessments/k-12-student-assessment/results/2023.stm>)

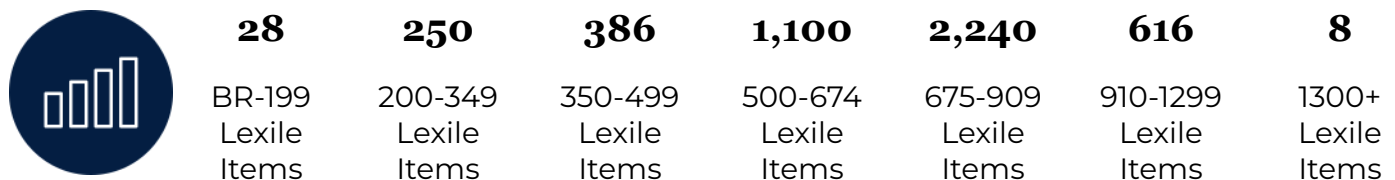
In 2023, the state transitioned from Florida Standards Assessments (FSA) to Florida Assessment of Student Thinking (FAST) for English Language Arts (ELA) and Mathematics. The 2022-23 for FAST and Benchmarks for Excellent Student Thinking (B.E.S.T.) End-of-Course (EOC) assessments are based on **provisional** achievement level cuts that are linked to each assessment's respective 2021-22 reporting scale. Comparisons should not be made between the 2023 data and previous years' data.

Collection Analysis

The collection is developed for and influenced by students, their interests, academic needs and alignment to the curriculum. The data below is a snapshot of the collection based on a Titlewise Analysis from August, 2023. Purchasing or weeding after that time is not reflected in this data.



Library media resources are distributed across the **Lexile reading level ranges** noted below.



- The remaining percentage from fiction + nonfiction are primarily graphic novels which are a mix of nonfiction and fiction.

Collection Analysis by Category

The information collected in this section provides a detailed look at the current library collection by classification and genre. The information was gathered from Follett Destiny, the library management system, and Titlewave, the vendor's ordering and analysis tool.

Section	# of Titles	Average Age
Computer Science, Information & General Works	24	2013
Philosophy & Psychology	16	2011
Religion	20	2006
Social Sciences	132	2013
Language	5	2003
Science	40	2014
Technology	44	2012
Arts & Recreation	107	2013
Literature	84	2008
History & Geography	76	2015
Biography	338	2012
General Fiction	4,085	2014
Graphic Novels	1,962	2016

Notes

- The average age of computer science, information, & general works; philosophy & psychology; religion; social sciences; language; technology; literature; and biographies are older than the average age of the collection and should be analyzed and needs to be improved.
 - Some aged titles are being kept because the content has not changed over time; however, circulation of these titles should be analyzed.
 - Note: With the increase in accessibility of nonfiction information on the internet and our access to Gale Research, updating nonfiction is not as critical, so I plan on doing further research on what nonfiction texts would most benefit the curriculum at our school, what nonfiction ages the best, as well as what nonfiction students would pick up to read as nonfiction currently is not very popular among our readers.

Representation Analysis

Enrollment & Demographic Data					
1,117 2023-24 Student Enrollment as of September 7, 2023	Subgroups		Federal Ethnicity		
	50% ELL	7% ESE	68% Hispanic	32% Non-Hispanic	
Federal Race Category					
81% White	8% Black	0% Native	7% Asian	1% Pacific	2% Multicultural

To deepen focus on strategic collection development, specific sections of the collection were analyzed in detail to determine whether the media center collection reflects and represents various points of view and experiences. The goal is to provide a balanced collection that can be both a mirror, to reflect a reader's experience, and a window, so readers can experience different viewpoints.

Results

Based on the available school data of Hunter's Creek MS in comparison to Collection Analysis results, it was found that:

Student Representation	% of Students	Total # of Titles	Total % of Titles	Avg. Age of Titles
Hispanic	68%	207 (Latinx/Hispanic American)		2017
		11 (South American Regions)		2011
		26 (Central American Regions)		2012
Black	8%	387 (African American)	5%	2016
Asian	7%	77 (Asian American)	1%	2017
Diverse Families		308	4%	2013
Books in World Languages		258	3.5%	Not available

Strategic Focus

This page lists the priorities for selection and weeding for each school year and includes the action, updates, and outcomes. This is subject to change due to funding and time constraints.

School Year	Strategic Focus
2023-2024	Selection Priorities <ul style="list-style-type: none">Representative TitlesStudent-requested titlesNewly published titles that fit the trends of HCMS readers
	Weeding Priorities <ul style="list-style-type: none">OCPS Weeding Schedule from the Instructional Technology and Library Media Team
2024-2025	Selection Priorities <ul style="list-style-type: none">Books in world languages, specifically Spanish & PortugueseNonfiction that meets the needs of core classesContinue: Newly published titles that fit the trends of HCMS readersContinue: Student-requested titles
	Weeding Priorities <ul style="list-style-type: none">Nonfiction with aged titles under 2014 that does not currently serve the needs of our student populationNon-circulating titles within the past 5 years

Budget and Purchasing Plan

This page outlines the current budget available and specifically lists the priorities for this school year (2023-2024).

Annual Budget 2023-2024

State Funds	
Source	Amount
State (1001111000)	\$6,944.08
Internal Accounts	
Source	Amount
Media Center (fines, IDs, etc.)	\$2,383.77
Book Fair	\$3,843.88
TOTAL	\$6,227.65

Purchasing Plan 2023-2024





Approximate Purchasing Plan	
Purpose	Amount
Eagle Super Reader & Literacy Week Program (From Media Center & Book Fair)	\$3,000
Books	\$5,000
Library Supplies	\$1,000
Author Visit	\$1,000
TOTAL	\$10,000

Year-to-Year Collection Change

The information below represents the year-to-year change within the library media center collection from the 2022-23 to 2023-24 school year. The 2022-23 data is based on a collection analysis from June 2022, while the 2023-24 is based on a collection analysis from July 2023.

Data Reflection

- A focus of 2022-23 was to clean up our library data by editing call numbers, sublocations, etc., so our 2023-24 data should be more indicative of what is actually in our school library collection.
- Our items per student went up by 1/student.
- Our average age of collection went up by 2 years.
- Our representative titles went up 1%.

2022-23 Purchased and Weeded Materials			
Materials Added to the Collection		1,072	
			Materials Weeded from the Collection
			975
Category		2022-23	2023-24
 Items in the Collection		7,620	6,933
 Items per Student		6	7
 Average Age of Collection		2012	2014
 Representative Titles in the Collection		32%	33%